

18.01.2013

**Listing Department
Bombay Stock Exchange Limited
P.J. Tower, Dalal Street,
Mumbai 400 001**

**Listing Department
National Stock Exchange of India Limited
Exchange Plaza, Bandra Kurla Complex,
Bandra (East) Mumbai-400 051**

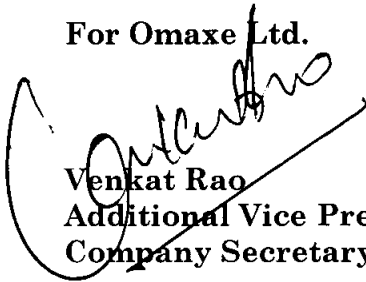
SUBJECT: SHAREHOLDING PATTERN UNDER CLAUSE 35

Dear Sir,

Pursuant to Clause 35 of the Listing Agreement, please find enclosed herewith with Shareholding Pattern of the Company as on December 31, 2012 as per the revised format of the listing agreement.

Thanking You

For Omaxe Ltd.


Venkat Rao
Additional Vice President (Finance) &
Company Secretary

Introductory sub-table (I)(a)

Name of the Company: OMAXE LTD

Scrip Code, Name of the scrip, class of security: BSE-532880-OMAXE & NSE-OMAXE-EQ-FV-10/-

Quarter ended: 31 DECEMBER 2012


Partly paid-up shares:-	No. of partly paid-up shares	As a % of total no. of partly paid-up shares	As a % of total no. of shares of the company
Held by promoter/promoter group	0	0	0
Held by public	0	0	0
Total	0	0	0
Outstanding convertible securities:-	No. of outstanding securities	As a % of total no. of outstanding convertible securities	As a % of total no. of shares of the company, assuming full conversion of the convertible securities
Held by promoter/promoter group	0	0	0
Held by public	0	0	0
Total	0	0	0
Warrants:-	No. of warrants	As a % of total no. of warrants	As a % of total no. of shares of the company, assuming full conversion of warrants
Held by promoter/promoter group	0	0	0
Held by public	0	0	0
Total	0	0	0
Total paid-up capital of the company, assuming full conversion of warrants and convertible securities			173567000

For OMAXE LTD.

Addl. Vice President (Finance)
& Company Secretary

Statement Showing Shareholding Pattern


Category code	Category of Shareholder	Number of Shareholders	Table (I)(a)		Total shareholding as a percentage of total number of shares		Shares Pledged or otherwise encumbered		
			Total number of shares	Number of shares held in dematerialized form	As a percentage of (A+B) ¹	As a percentage of (A+B+C)	Number of shares	As a percentage	
									(IV)
(A)	Shareholding of Promoter and Promoter Group²								
	1 Indian								
(a)	Individuals/ Hindu Undivided Family	2	27000	27000	0.02	0.02	0	0.00	
(b)	Central Government/ State Government(s)	0	0	0	0.00	0.00	0	0.00	
(c)	Bodies Corporate(Excludes 38883 equity shares for which intimation u/s 187C of the Companies Act, 1956 has been received that the beneficial interest in these shares is held by M/s Dreamhome Developers P Ltd, one of the promoter company of the company)	8	143117256	143117256	82.46	82.46	93129500	65.07	
(d)	Financial Institutions/ Banks	0	0	0	0.00	0.00	0	0.00	
(e)	Any Others(Specify)								
(e-i)	Director & their Relatives	5	11581380	11581380	6.67	6.67	5800000	50.08	
	Sub Total(A)(1)	15	154725636	154725636	89.14	89.14	98929500	63.94	
	2 Foreign								
a	Individuals (Non-Residents Individuals/ Foreign Individuals)	0	0	0	0.00	0.00	0	0.00	
b	Bodies Corporate	0	0	0	0.00	0.00	0	0.00	
c	Institutions	0	0	0	0.00	0.00	0	0.00	
d	Qualified Foreign Investor	0	0	0	0.00	0.00	0	0.00	
e	Any Others(Specify)	0	0	0	0.00	0.00	0	0.00	
	Sub Total(A)(2)	0	0	0	0.00	0.00	0	0.00	
	Total Shareholding of Promoter and Promoter Group (A)= (A)(1)+(A)(2)	15	154725636	154725636	89.14	89.14	98929500	63.94	
(B)	Public shareholding								
	1 Institutions								
(a)	Mutual Funds/ UTI	0	0	0	0.00	0.00			
(b)	Financial Institutions Banks	7	3277965	3277965	1.89	1.89			
(c)	Central Government/ State Government(s)	0	0	0	0.00	0.00			
(d)	Venture Capital Funds	0	0	0	0.00	0.00			
(e)	Insurance Companies	0	0	0	0.00	0.00			
(f)	Foreign Institutional Investors	35	2598719	2598719	1.50	1.50			
(g)	Foreign Venture Capital Investors	0	0	0	0.00	0.00			
(h)	Qualified Foreign Investor	0	0	0	0.00	0.00			
(i)	Any Other (specify)	0	0	0	0.00	0.00			
	Sub-Total (B)(1)	42	5876684	5876684	3.39	3.39			
	2 Non-institutions								
(a)	Bodies Corporate	686	7708124	7707999	4.44	4.44			
(b)	Individuals				0.00	0.00			
I	Individual shareholders holding nominal share capital up to Rs 1 lakh	87004	4405313	4403132	2.54	2.54			
II	Individual shareholders holding nominal share capital in excess of Rs. 1 lakh.	12	480728	480728	0.28	0.28			
(c)	Qualified Foreign Investor	0	0	0	0.00	0.00			
(d)	Any Other (specify)				0.00	0.00			
(d-1)	Trusts	15	420	420	0.00	0.00			
(d-2)	Non Resident Indians	463	67278	67270	0.04	0.04			
(d-3)	Overseas Corporate Bodies	1	1	1	0.00	0.00			
(d-4)	Clearing Members	59	103581	103581	0.06	0.06			
(d-5)	Hindu Undivided Families	2987	199235	199235	0.11	0.11			
	Sub-Total (B)(2)	91227	12964680	12962366	7.47	7.47			
(B)	Total Public Shareholding (B)= (B)(1)+(B)(2)	91269	18841364	18839050	10.86	10.86			
	TOTAL (A)+(B)	91284	173567000	173564686	100.00	100.00			
(C)	Shares held by Custodians and against which Depository Receipts have been issued								
1	Promoter and Promoter Group	0	0	0	0	0.00	0	0.00	
2	Public	0	0	0	0	0.00	0	0	
	Sub-Total (C)	0	0	0	0	0	0	0	
	GRAND TOTAL (A)+(B)+(C)	91284	173567000	173564686		100.00	98929500	57.00	

For OMAKE LTD

 Addl. Vice President (Finance)
 & Company Secretary

(I)(b) Statement showing holding of securities (including shares, warrants, convertible securities) of persons belonging to the category "Promoter and Promoter Group"

Sr. No.	Name of the shareholder	Details of Shares held		Encumbered shares (*)			Details of warrants		Details of convertible securities		Total shares (including underlying shares assuming full conversion of warrants and convertible securities) as a % of diluted share capital
		Number of shares held	As a % of grand total (A) +(B) +(C)	No.	As a percentage	As a % of grand total (A)+(B)+(C) of sub-clause (I)(a)	Number of warrants held	As a % total number of warrants of the same class	Number of convertible securities held	As a % total number of convertible securities of the same class	
(i)	(ii)	(iii)	(iv)	(v)	(vi)=(v)/(iii)*100	(vii)	(viii)	(ix)	(x)	(xi)	(xii)
1	ROHTAS GOEL(HUF)	13500	0.01	0	0.00	0.00	0	0	0	0	0.01
2	SUNIL GOEL(HUF)	13500	0.01		0.00	0.00	0	0	0	0	0.01
3	CONSTELLATION CAPITAL LTD	35049000	20.19	22157500	63.22	12.77	0	0	0	0	20.19
4	DREAM HOME DEVELOPERS PRIVATE LIMITED (Excludes 38883 equity shares for which intimation u/s 187C of the Companies Act, 1956 has been received that the beneficial interest in these shares is held by M/s Dreamhome Developers P Ltd, one of the promoter company of the company.)	8925117	5.14	8900000	99.72	5.13	0	0	0	0	5.14
5	GUILD BUILDERS PVT LTD	9166539	5.28	8700000	94.91	5.01	0	0	0	0	5.28
6	GREEN TECH TOWER BUILDERS PRIVATE LIMITED	600000	0.35	0	0.00	0.00	0	0	0	0	0.35
7	J B REALCON PRIVATE LIMITED	4151250	2.39	1500000	36.13	0.86	0	0	0	0	2.39
8	KAUTILYA MONETARY SERVICES PRIVATE LTD	32878350	18.94	30500000	92.77	17.57	0	0	0	0	18.94
9	NAJ BUILDERS PRIVATE LIMITED	17347500	10.0	0	0.00	0.00	0	0	0	0	10.0
10	S A FINVEST LIMITED	34999500	20.16	21372000	61.06	12.31	0	0	0	0	20.16
11	JAI BHAGWAN GOEL	3098650	1.79	2500000	80.68	1.44	0	0	0	0	1.79
12	ROHTAS GOEL	2747250	1.58	0	0.00	0.00	0	0	0	0	1.58
13	SUSHMA GOEL	2377810	1.37	0	0.00	0.00	0	0	0	0	1.37
14	SEEMA GOEL	21550	0.01	0	0.00	0.00	0	0	0	0	0.01
15	SUNIL GOEL	3336120	1.92	3300000	98.92	1.90	0	0	0	0	1.92
	TOTAL	154725636	89.14	98929500	63.94	57.00	0	0	0	0	89.14

(*) The term "encumbrance" has the same meaning as assigned to it in regulation 28(3) of the SAST Regulations, 2011

For OMARE LTD.

 Addl. Vice President (Finance)
 & Company Secretary


(1)(c)(i) Statement showing holding of securities (including shares, warrants, convertible securities) of persons belonging to the category "Public" and holding more than 1% of the total number of shares

Sr. No.	Name of the shareholder	Number of shares held	Shares as a percentage of total number of shares (i.e., Grand Total (A)+(B)+(C) indicated in Statement at para (1)(a) above)	Details of warrants		Details of convertible		Total shares (including underlying shares assuming full conversion of warrants and convertible securities) as a % of diluted share
				Number of warrants held	As a % total number of warrants of the same class	Number of convertible securities held	% w.r.t total number of convertible securities of the same class	
1	LIFE INSURANCE CORPORATION OF INDIA	2933742	1.69	0	0	0	0	1.69
2			0.00	0	0	0	0	0
3			0.00	0	0	0	0	0
4			0.00	0	0	0	0	0
5			0.00	0	0	0	0	0
6			0.00	0	0	0	0	0
7			0.00	0	0	0	0	0
8			0.00	0	0	0	0	0
9			0.00	0	0	0	0	0
10			0.00	0	0	0	0	0
TOTAL		2933742	1.69	0	0	0	0	1.69

For **OMAX LTD.**
 Addl. Vice President (Finance) & Company Secretary
[Signature]
 13


(1)(c)(ii) Statement showing holding of securities (including shares, warrants, convertible securities) of persons (together with PAC) belonging to the category "Public" and holding more than 5% of the total number of shares of the company

Sr. No.	Name(s) of the shareholder(s) and the Persons Acting in Concert (PAC) with them	Number of shares	Shares as a percentage of total number of shares (i.e., Grand Total (A)+(B)+(C) indicated in Statement at para (I)(a) above)	Details of warrants		Details of convertible		Total shares (including underlying shares assuming full conversion of warrants and convertible securities) as a % of diluted share capital
				Number of warrants	As a % total number of warrants of the same class	Number of convertible securities held	% w.r.t total number of convertible securities of the same class	
1			0.00			0	0	0
2			0.00			0	0	0
3			0.00			0	0	0
4			0.00			0	0	0
5			0.00			0	0	0
6			0.00			0	0	0
7			0.00			0	0	0
8			0.00			0	0	0
9			0.00			0	0	0
10			0.00			0	0	0

For C. 
 Addl. Vice President (Finance) & Company Secretary
 8/17/13

(I)(d) Statement showing details of locked-in shares

Sr. No.	Name of the shareholder	Number of locked-in shares	Locked-in shares as a percentage of total number of shares {i.e., Grand Total (A)+(B)+(C) indicated in Statement at para (I)(a) above}
1			0.00
2			0.00
3			0.00
4			0.00
5			0.00
6			0.00
7			0.00
8			0.00
9			0.00
TOTAL		0	0.00


Addl. Vice President (Finance)
& Company Secretary
8/17/13

(II)(a) Statement showing details of Depository Receipts (DRs)

Sr. No.	Type of outstanding DR (ADRs, GDRs, SDRs, etc.)	Number of outstanding DRs	Number of shares underlying outstanding DRs	Shares underlying outstanding DRs as a percentage of total number of shares {i.e., Grand Total (A)+(B)+(C) indicated in Statement at para (I)(a) above}
1		0	0	0.00
2		0	0	0.00
3		0	0	0.00
4		0	0	0.00
5		0	0	0.00
6		0	0	0.00
7		0	0	0.00
8		0	0	0.00
9		0	0	0.00
		0	0	
		0	0	
TOTAL		0	0	0.00

For OMAXE LTD

9/1/23
Addl. Vice President (Finance)
& Company Secretary

